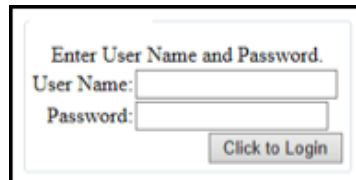
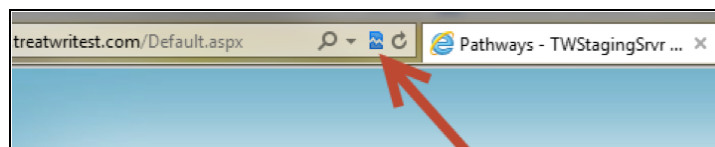


The following information will show you how to adjust TreatWrite to the compatibility mode in IE 10.

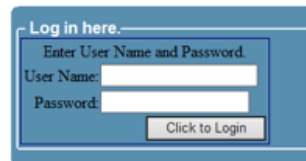
1) When you visit TreatWrite and notice that the login area is all white you are using IE without the compatibility mode required to run TreatWrite. If the login box looks like this, continue reading.



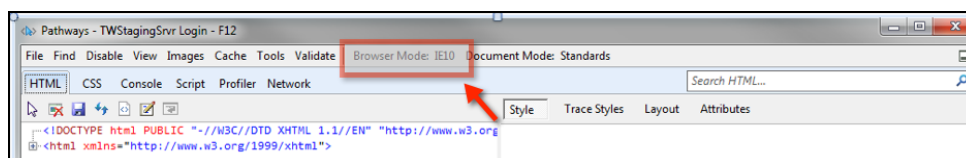
Method 1: Look in the URL line. If you see this little broken page icon, click it and you will be in the compatibility mode. The login box color is now blue and you may continue working in TreatWrite.



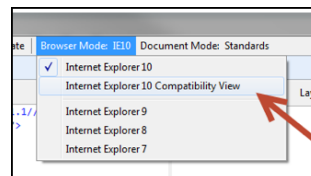
1b) The login box color is now blue and you may continue working in TreatWrite.



Method 2: If you don't see the icon then press F12 on your keyboard and the following IE Options dialog will open.



2b) Click on "Browser Mode: IE 10" and select Compatibility View.



Now close the options dialog and TreatWrite will open in the compatibility mode each time you log onto your system.